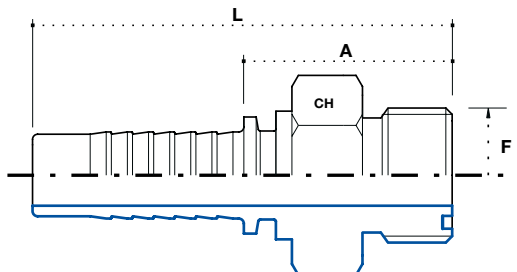


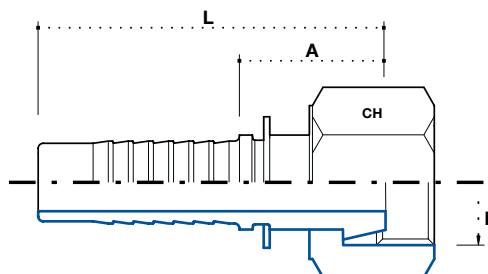
AGF ORFS Stirndichtend

ORFS male

AGF ORFS ниппель, штуцер,
уплотняющее фронтальное
соединение



Artikel Code	Schlauch / Hose			Gewinde / Thread	F	Abmessung / Dimension mm				Euro
	DN	Inch Inches	Size			-	CH	A	L	
MORFS0406	6	1/4"	04	9/16" - 18	-	-	17	24	52	2,51
MORFS0409	6	1/4"	04	11/16" - 16	-	-	19	27.5	55.5	4,16
MORFS0509	8	5/16"	05	11/16" - 16	-	-	19	27.5	55.5	4,70
MORFS0609	10	3/8"	06	11/16" - 16	-	-	19	27.5	57.5	3,17
MORFS0611	10	3/8"	06	13/16" - 16	-	-	22	30.5	60.5	4,70
MORFS0613	10	3/8"	06	1" - 14	-	-	27	33.5	63.5	6,01
MORFS0811	12	1/2"	08	13/16" - 16	-	-	27	34	67	3,91
MORFS0813	12	1/2"	08	1" - 14	-	-	27	31.5	67	5,95
MORFS0814	12	1/2"	08	1.3/16" - 12	-	-	32	36	68.5	14,88
MORFS1013	16	5/8"	10	1" - 14	-	-	27	34	70	5,96
MORFS1014	16	5/8"	10	1.3/16" - 12	-	-	32	37	73	18,78
MORFS1214	20	3/4"	12	1.3/16" - 12	-	-	32	38	79	8,61
MORFS1215	20	3/4"	12	1.7/16" - 12	-	-	41	38.5	79.5	21,12
MORFS1615	25	1"	16	1.7/16" - 12	-	-	41	39.5	94	13,45
MORFS2021	32	1.1/4"	20	1.11/16" - 12	-	-	46	40	101	21,12
MORFS2432	40	1.1/2"	24	2" - 12	-	-	55	43	114	41,95

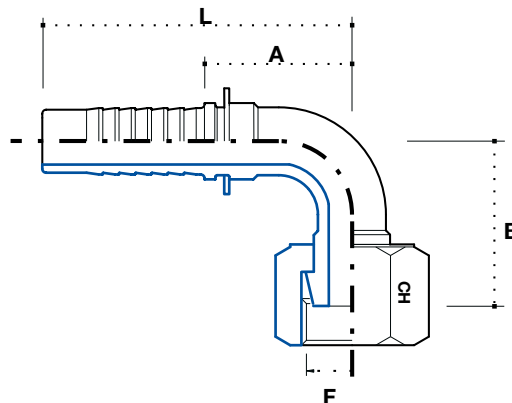


FORFS0406	6	1/4"	04	9/16" - 18	-	-	17	20.5	48.5
FORFS0409	6	1/4"	04	11/16" - 16	-	-	22	23	51
FORFS0509	8	5/16"	05	11/16" - 16	-	-	22	23	51
FORFS0609	10	3/8"	06	11/16" - 16	-	-	22	23.5	53.5
FORFS0611	10	3/8"	06	13/16" - 16	-	-	24	26	56
FORFS0811	12	1/2"	08	13/16" - 16	-	-	24	26.5	59.5
FORFS0813	12	1/2"	08	1" - 14	-	-	30	30	63
FORFS0814	12	1/2"	08	1.3/16" - 12	-	-	36	32.5	65
FORFS1013	16	5/8"	10	1" - 14	-	-	30	30	66
FORFS1014	16	5/8"	10	1.3/16" - 12	-	-	36	32	68.5
FORFS1214	20	3/4"	12	1.3/16" - 12	-	-	36	33	74
FORFS1215	20	3/4"	12	1.7/16" - 12	-	-	41	34	75
FORFS1615	25	1"	16	1.7/16" - 12	-	-	41	35	90
FORFS2021	32	1.1/4"	20	1.11/16" - 12	-	-	50	35.5	96
FORFS2432	40	1.1/2"	24	2" - 12	-	-	60	37	108

DK 90° Bogen ORFS UNF Stirndichtend

90° ORFS female

DK угловой ниппель 90°, ORFS
– UNF резьба, уплотняющее
фронтальное соединение

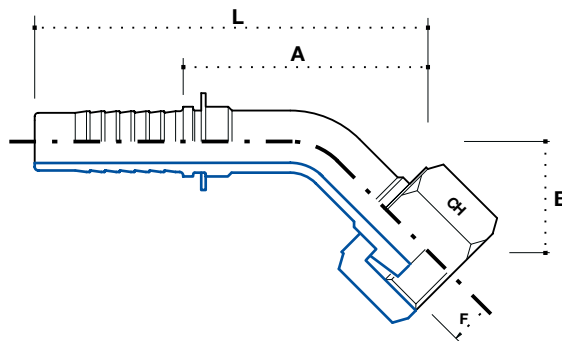


Artikel Code	Schlauch / Hose			Gewinde / Thread F		Abmessung / Dimension mm				Euro
	DN	Inch Inches	Size			CH	B	A	L	
F90ORFS0406	6	1/4"	04	9/16" - 18	-	17	29.5	28	56	2,48
F90ORFS0409	6	1/4"	04	11/16" - 16	-	22	30	28	56	3,36
F90ORFS0509	8	5/16"	05	11/16" - 16	-	22	29	29	56.5	4,02
F90ORFS0609	10	3/8"	06	11/16" - 16	-	22	29	36	66	2,54
F90ORFS0611	10	3/8"	06	13/16" - 16	-	24	32	34	64	3,88
F90ORFS0811	12	1/2"	08	13/16" - 16	-	24	36	37.5	70.5	3,53
F90ORFS0813	12	1/2"	08	1" - 14	-	30	39	39	72	14,54
F90ORFS0814	12	1/2"	08	1.3/16" - 12	-	36	41	38	71	15,19
F90ORFS1013	16	5/8"	10	1" - 14	-	30	43.5	51.5	87.5	6,50
F90ORFS1014	16	5/8"	10	1.3/16" - 12	-	36	48	46.5	82.5	16,02
F90ORFS1214	20	3/4"	12	1.3/16" - 12	-	36	49	56	96.5	7,33
F90ORFS1215	20	3/4"	12	1.7/16" - 12	-	41	54	56.5	97	22,03
F90ORFS1615	25	1"	16	1.7/16" - 12	-	41	59.5	74	129	11,00
F90ORFS2021	32	1.1/4"	20	1.11/16" - 12	-	50	75.5	90	150.5	25,48
F90ORFS2432	40	1.1/2"	24	2" - 12	-	60	84	99	170	34,17

**DK 45° Bogen ORFS UNF
Stirndichtend**

45° ORFS female

DK угловой ниппель 45°, ORFS
– UNF резьба, уплотняющее
фронтальное соединение



Artikel Code	Schlauch / Hose			Gewinde / Thread F		Abmessung / Dimension mm				Euro
	DN	Inch Inches	Size			CH	B	A	L	
F45ORFS0406	6	1/4"	04	9/16" - 18	-	17	15	45	73	2,71
F45ORFS0409	6	1/4"	04	11/16" - 16	-	22	15.5	45.5	73.5	3,71
F45ORFS0509	8	5/16"	05	11/16" - 16	-	22	15.5	46	74	4,45
F45ORFS0609	10	3/8"	06	11/16" - 16	-	22	13	51	81	2,79
F45ORFS0611	10	3/8"	06	13/16" - 16	-	24	17	52	82	4,28
F45ORFS0811	12	1/2"	08	13/16" - 16	-	24	18	58	91	3,88
F45ORFS0813	12	1/2"	08	1" - 14	-	30	20	61	94	15,93
F45ORFS0814	12	1/2"	08	1.3/16" - 12	-	36	24	62	95	16,67
F45ORFS1013	16	5/8"	10	1" - 14	-	30	20	55	91	7,15
F45ORFS1014	16	5/8"	10	1.3/16" - 12	-	36	21	57	93	17,59
F45ORFS1214	20	3/4"	12	1.3/16" - 12	-	36	23	58	98	8,07
F45ORFS1215	20	3/4"	12	1.7/16" - 12	-	41	27	62.5	103	24,23
F45ORFS1615	25	1"	16	1.7/16" - 12	-	41	26	81	136	12,08
F45ORFS2021	32	1.1/4"	20	1.11/16" - 12	-	50	34	93	152.5	28,02
F45ORFS2432	40	1.1/2"	24	2" - 12	-	60	45	112	182	37,54